

Powered by



HC 1221W ▶ 12V 21W

HC 1221W is specially designed for high efficient discharge application. Its invisible terminals can be inserted PC board directly. HC series battery can serve more than 260 cycles at 100% discharge in cycle service, up to 5 years in standby service.



► Specification

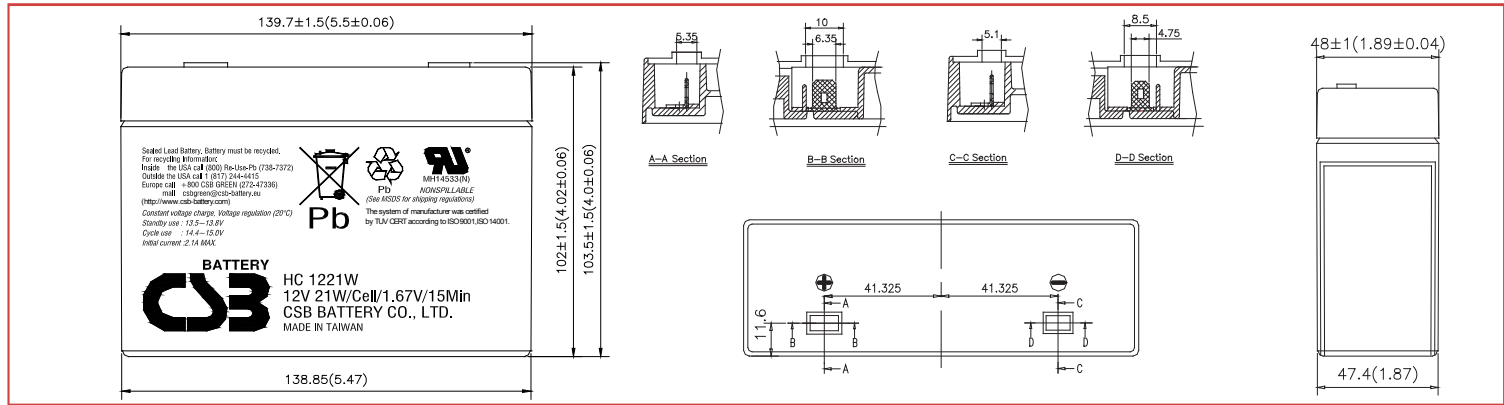
| | |
|--|--|
| Cells Per Unit | 6 |
| Voltage Per Unit | 12 |
| Capacity | 21W @ 15min-rate to 1.67V per cell @25°C (77°F) |
| Weight | Approx. 1.79 kg(3.95 lbs) |
| Maximum Discharge Current | 60A(5sec) |
| Internal Resistance | Approx. 25mΩ |
| Operating Temperature Range | Discharge: -15°C~50°C (5°F~122°F) Charge: -15 °C~40°C (5°F~104°F) Storage: -15°C~40°C (5°F~104°F) |
| Nominal Operating Temperature Range | 25°C±3°C(77°F±5°F) |
| Float Charging Voltage | 13.5 to 13.8 VDC/unit Average at 25°C(77°F) |
| Recommended Maximum Charging Current Limit | 12.1A |
| Equalization and Cycle Service | 14.4 to 15.0 VDC/unit Average at 25°C(77°F) |
| Self Discharge | CSB Batteries can be stored for more than 6 months at 25°C(77°F). Please charge batteries before using. For higher temperatures the time interval will be shorter. |
| Terminal | C1-Faston Tab187/250 |
| Container Material | ABS(UL 94-HB/File E50263)*Flammability resistance of (UL 94-V0/File E88637) can be available upon request. |



CSB-manufactured VRLA batteries are UL-recognized components under UL924 and UL1989.

CSB is also certified by ISO 9001 and ISO 14001.

| Dimensions : | Overall Height (H) | Container height (h) | Length (L) | Width (W) |
|-----------------|-----------------------|----------------------|----------------------|--------------------|
| Unit: mm (inch) | 103.5±1.5 (4.02±0.06) | 102±1.5 (4.0±0.06) | 139.7±1.5 (5.5±0.06) | 48±1.0 (1.89±0.04) |



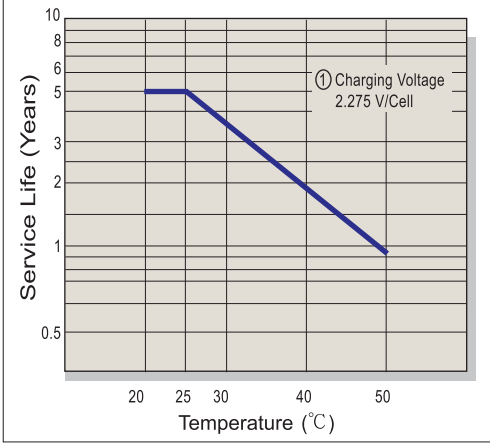
Constant Current Discharge Characteristics Unit:A (25°C, 77°F)

| F.V/Time | 2MIN | 4MIN | 6MIN | 8MIN | 10MIN | 15MIN | 20MIN | 30MIN | 60MIN | 90MIN |
|----------|------|------|------|------|-------|-------|-------|-------|-------|-------|
| 1.60V | 46.4 | 31.2 | 24.4 | 20.3 | 17.1 | 12.3 | 10.1 | 7.18 | 4.02 | 2.83 |
| 1.67V | 43.4 | 29.8 | 23.8 | 20.0 | 16.9 | 12.2 | 10.0 | 7.16 | 4.01 | 2.71 |
| 1.70V | 40.2 | 28.5 | 23.0 | 19.5 | 16.5 | 12.1 | 9.93 | 7.15 | 4.00 | 2.66 |
| 1.75V | 36.6 | 27.0 | 22.0 | 18.9 | 16.1 | 11.9 | 9.82 | 7.14 | 3.99 | 2.56 |
| 1.80V | 32.8 | 25.1 | 20.8 | 18.2 | 15.7 | 11.7 | 9.71 | 7.13 | 3.98 | 2.46 |
| 1.85V | 28.6 | 22.9 | 19.5 | 17.3 | 15.2 | 11.5 | 9.59 | 7.12 | 3.97 | 2.36 |

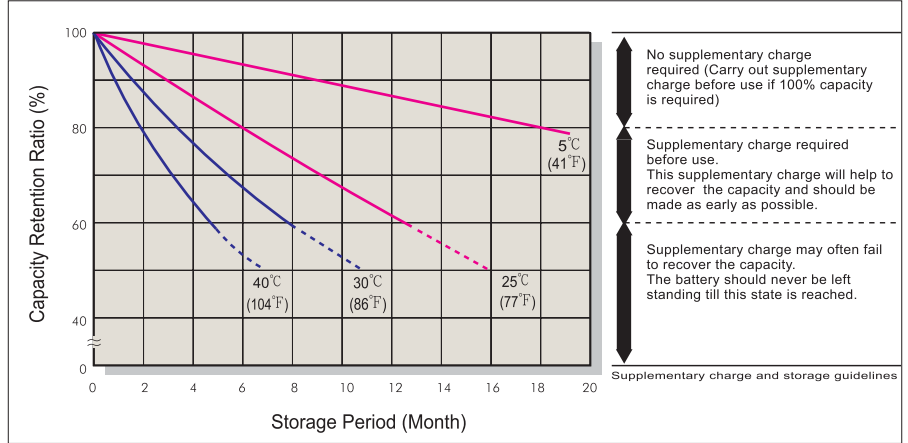
Constant Power Discharge Characteristics Unit:W (25°C, 77°F)

| F.V/Time | 2MIN | 4MIN | 6MIN | 8MIN | 10MIN | 15MIN | 20MIN | 30MIN | 60MIN | 90MIN |
|----------|------|------|------|------|-------|-------|-------|-------|-------|-------|
| 1.60V | 557 | 374 | 293 | 238 | 202 | 148 | 121 | 86.1 | 48.2 | 33.9 |
| 1.67V | 521 | 358 | 285 | 233 | 199 | 147 | 120 | 85.9 | 48.1 | 32.8 |
| 1.70V | 483 | 340 | 274 | 227 | 196 | 145 | 119 | 85.8 | 48.0 | 31.6 |
| 1.75V | 440 | 320 | 263 | 220 | 191 | 144 | 117 | 85.6 | 47.9 | 30.5 |
| 1.80V | 393 | 299 | 250 | 212 | 186 | 141 | 116 | 85.4 | 47.8 | 29.4 |
| 1.85V | 343 | 275 | 234 | 203 | 180 | 138 | 114 | 85.3 | 47.7 | 28.3 |

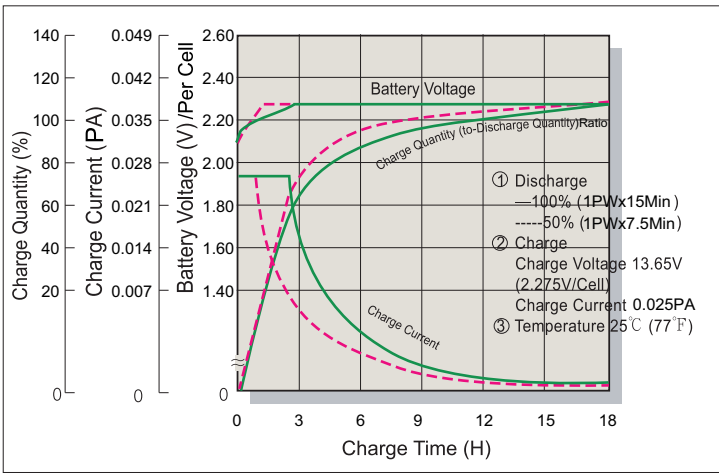
Trickle (or Float) Service Life



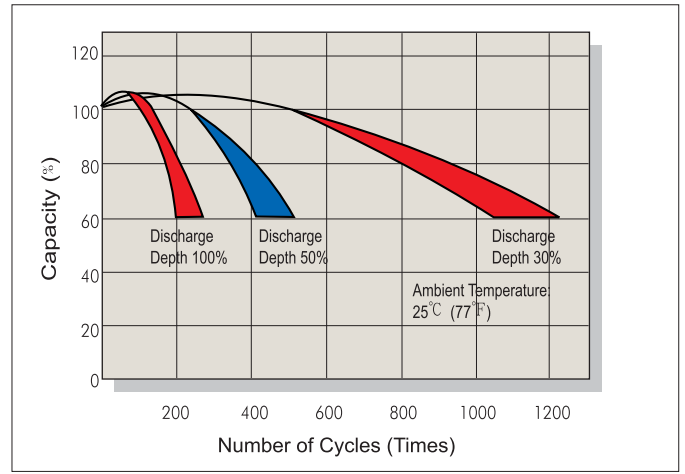
Capacity Retention Characteristic



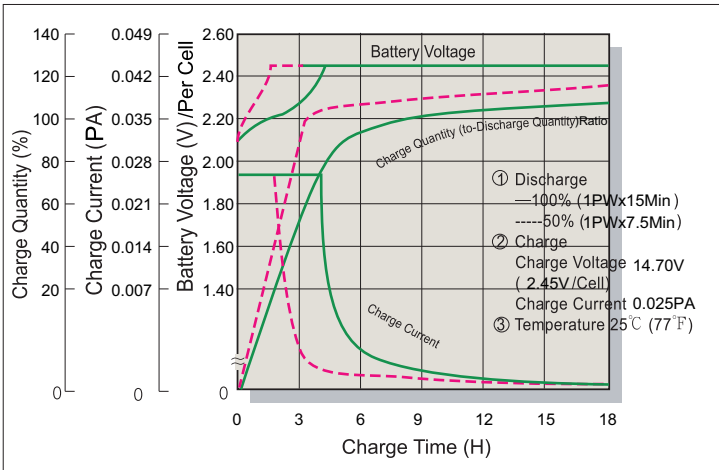
Battery Voltage and Charge Time for Standby Use



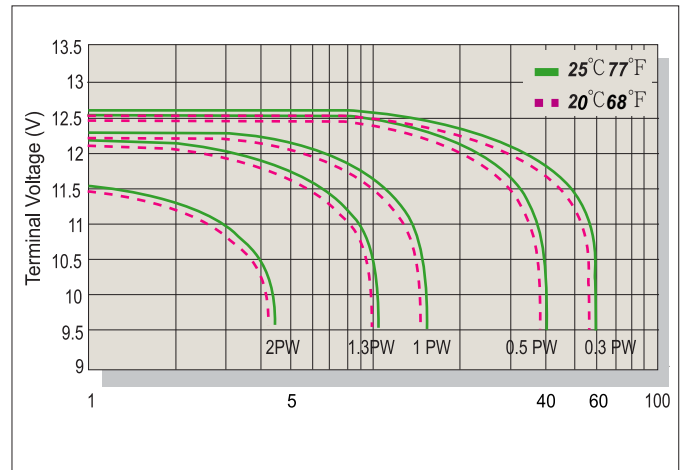
Cycle Service Life



Battery Voltage and Charge Time for Cycle Use



Terminal Voltage (V) and Discharge Time



Charging Procedures

| Application | Charge Voltage(V/Cell) | | | Max.Charge Current |
|-------------|------------------------|-----------|-----------------|--------------------|
| | Temperature | Set Point | Allowable Range | |
| Cycle Use | 25°C(77°F) | 2.45 | 2.40~2.50 | 0.1PA |
| Standby | 25°C(77°F) | 2.275 | 2.25~2.30 | |

Discharge Current VS. Discharge Voltage

| Final Discharge Voltage V/Cell | 1.75 | 1.70 | 1.60 | 1.30 |
|--------------------------------|----------|----------------|----------------|----------|
| Discharge Power(W) | 0.1P>(W) | 0.1P≤(W)<0.25P | 0.25P≤(W)<1.0P | (W)≥1.0P |

Sales Office URL: WWW.CSB-BATTERY.COM

GLOBAL HQ
CSB BATTERY CO., LTD. (TAIWAN)
 Tel : +886-2-2555-5600
 Fax : +886-2-2555-3300
 mail : service@csb-battery.com.tw

BEIJING OFFICE. (CHINA)
CSB BATTERY TECHNOLOGIES (BEIJING) CO., LTD.
 Tel : +86-10-59621300/1301/1302/1303
 Fax : +86-10-59621304
 mail : chinasl@csb-battery.com

AMERICA HQ
CSB BATTERY TECHNOLOGIES INC. (U.S.A)
 Tel : +1-817-244-7777/1-(800)3-CSB-USA(272872)
 Fax : +1-817-244-4445
 mail : csb@csb-battery.com

SHANGHAI OFFICE. (CHINA)
CSB BATTERY LOGISTIC (SHANGHAI) CO., LTD.
 Tel : +86-21-5046-1622/5046-0833
 Fax : +86-21-5064-3314
 mail : chinasl@csb-battery.com

EUROPE HQ
CSB Battery Europe BV.
 Tel : +31(0)-180-418-140
 Fax : +886-2-2555-3300
 mail : eurosales@csb-battery.eu

SHENZHEN OFFICE. (CHINA)
CSB BATTERY LOGISTIC (SHANGHAI) CO., LTD.
 Tel : +86-755-8831-6488/6396/6356
 Fax : +86-755-8831-6548
 mail : she@csb-battery.com.cn