

Powered by



GP 12170 ▶ 12V 17Ah

GP 12170 is a general purpose battery up to 5 years in standby service or more than 260 cycles at 100% discharge in cycle service. As with all CSB batteries, all are rechargeable, highly efficient, leak proof and maintenance free.



► Specification

Cells Per Unit	6
Voltage Per Unit	12
Capacity	17A h @ 20hr-rate to 1.75V per cell @25°C (77°F)
Weight	Approx. 5.5 kg (12.13 lbs)
Maximum Discharge Current	230A(5sec)
Internal Resistance	Approx. 16 mΩ
Operating Temperature Range	Discharge: -15°C~50°C (5°F~122°F) Charge: -15°C~40°C (5°F~104°F) Storage: -15°C~40°C (5°F~104°F)
Nominal Operating Temperature Range	25°C±3°C (77°F±5°F)
Float Charging Voltage	13.5 to 13.8 VDC/unit Average at 25°C (77°F)
Recommended Maximum Charging Current Limit	5.1A
Equalization and Cycle Service	14.4 to 15.0 VDC/unit Average at 25°C (77°F)
Self Discharge	CSB Batteries can be stored for more than 6 months at 25°C (77°F). Please charge batteries before using. For higher temperatures the time interval will be shorter.
Terminal	B1/B3-L terminal to accept M5 nut & bolt
Container Material	ABS(UL 94-HB) & Flammability resistance of (UL 94-V0) can be available upon request.



MH14533(N)



No.:041005117

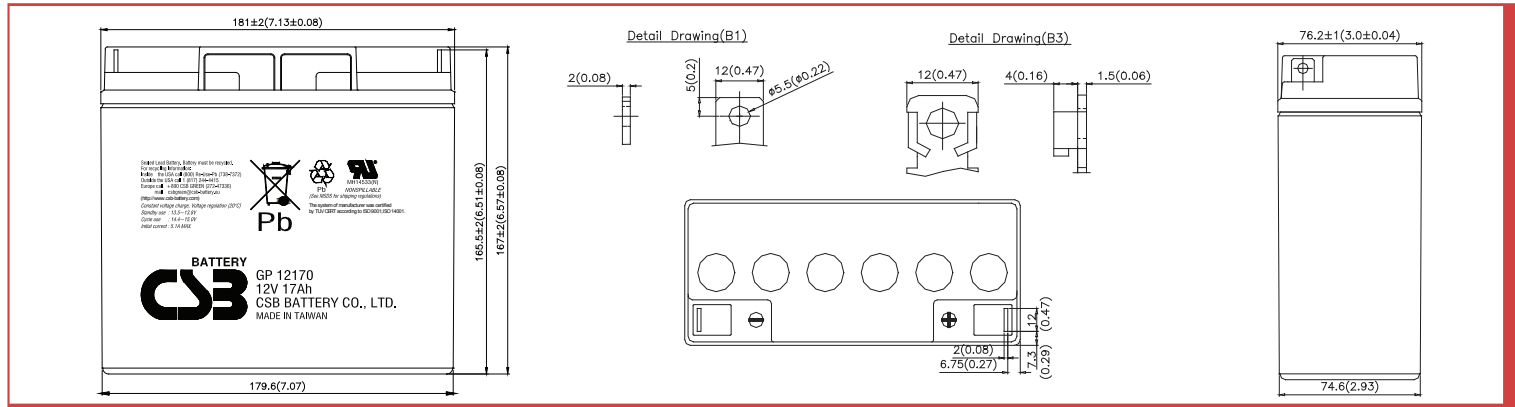


CSB-manufactured VRLA batteries are UL-recognized components under UL1989.

CSB is also certified by ISO 9001 and ISO 14001.

► Dimensions :

Overall Height (H)	Container height (h)	Length (L)	Width (W)
Unit: mm (inch)	167±2 (6.57±0.08)	165.5±2 (6.51±0.08)	181±2 (7.13±0.08)
		181±2 (7.13±0.08)	76.2±1 (3.0±0.04)



Constant Current Discharge Characteristics Unit:A (25°C,77°F)

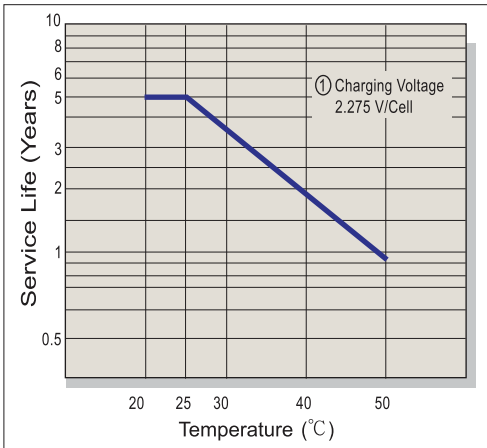
F.V/Time	5MIN	10MIN	15MIN	30MIN	60MIN	90MIN	2HR	3HR	5HR	8HR	10HR	20HR
1.60V	80.2	50.9	38.5	23.4	13.8	10.1	8.03	5.72	3.63	2.37	1.93	1.00
1.67V	71.2	47.5	36.5	22.9	13.7	10.0	7.99	5.69	3.61	2.35	1.90	0.95
1.70V	67.4	45.8	35.6	22.7	13.6	10.0	7.97	5.67	3.61	2.35	1.89	0.94
1.75V	61.0	43.1	34.1	22.3	13.4	9.86	7.92	5.64	3.59	2.32	1.86	0.91
1.80V	54.5	40.2	32.7	21.8	13.3	9.79	7.87	5.61	3.58	2.30	1.83	0.88
1.85V	48.0	37.3	31.0	21.2	13.1	9.68	7.80	5.56	3.56	2.27	1.80	0.85

Constant Power Discharge Characteristics Unit:W (25°C,77°F)

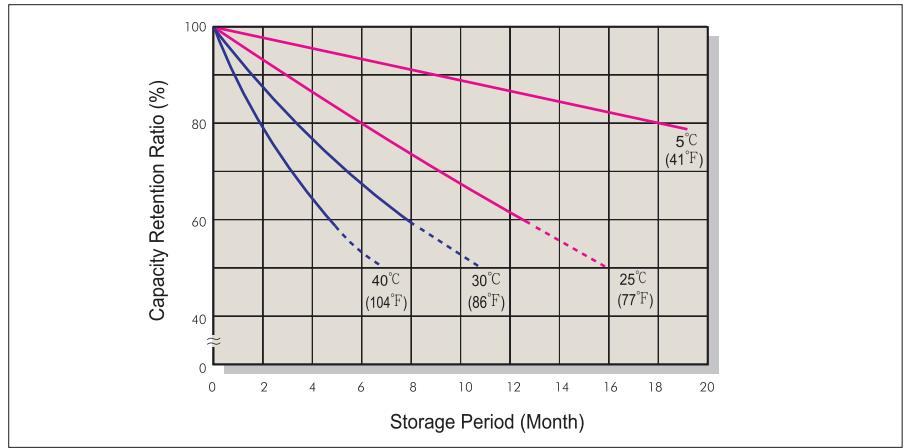
F.V/Time	5MIN	10MIN	15MIN	30MIN	60MIN	90MIN	2HR	3HR	5HR	8HR	10HR	20HR
1.60V	890	583	449	281	166	121	96.4	68.6	43.6	28.4	23.1	12.0
1.67V	790	544	423	275	164	120	96.0	68.5	43.4	28.3	22.8	11.5
1.70V	748	527	413	272	163	119	95.8	68.4	43.3	28.2	22.7	11.3
1.75V	677	493	395	267	161	119	95.3	67.9	43.2	27.9	22.4	10.9
1.80V	605	460	377	261	160	118	94.6	67.3	43.0	27.6	22.0	10.5
1.85V	533	427	361	254	158	116	93.8	66.8	42.9	27.3	21.7	10.1

Ratings presented herein are subject to revision without notice. Please refer to www.csb-battery.com to confirm the latest version.

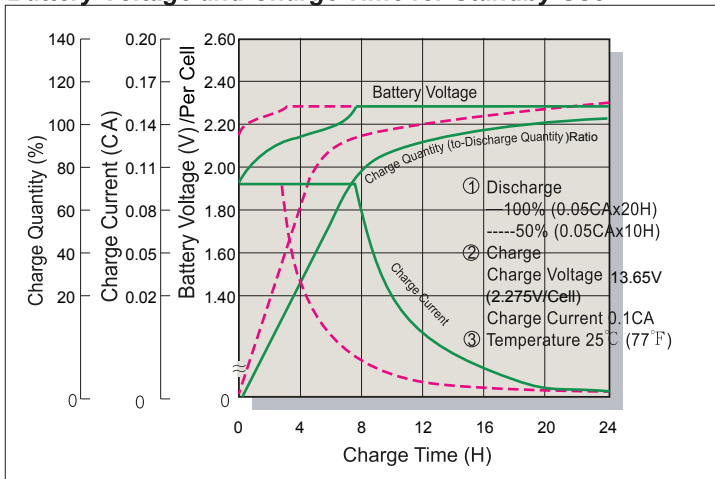
Trickle (or Float) Service Life



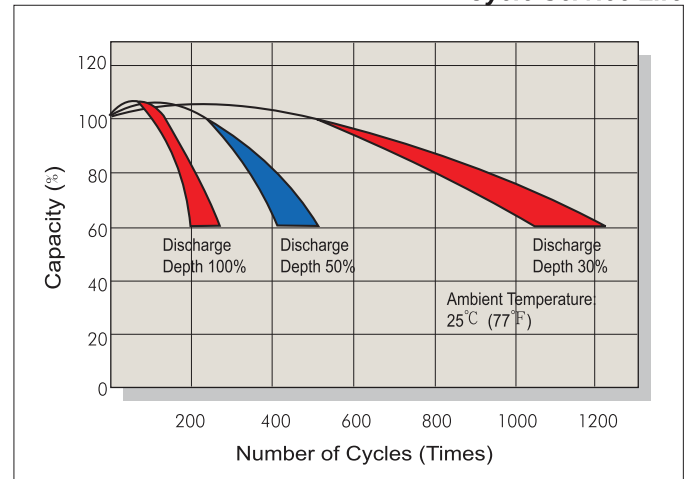
Capacity Retention Characteristic



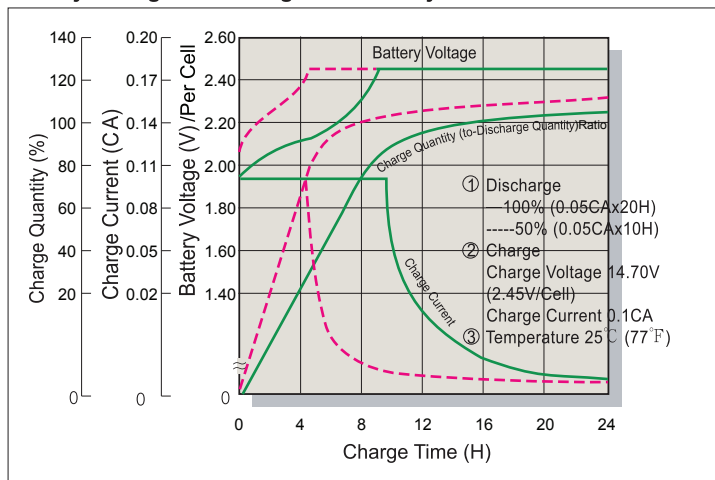
Battery Voltage and Charge Time for Standby Use



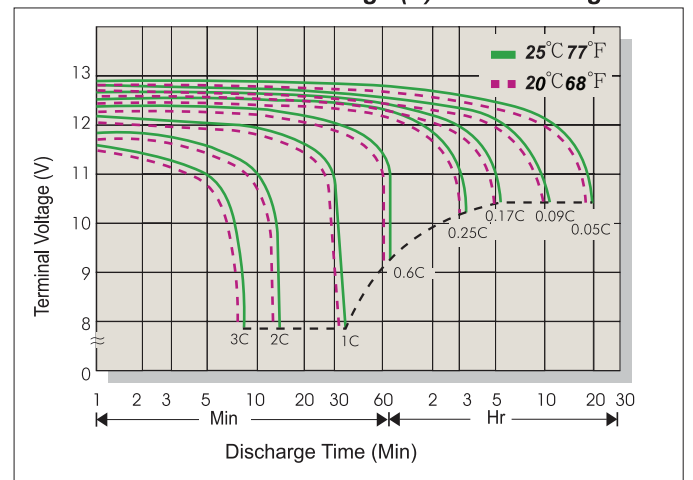
Cycle Service Life



Battery Voltage and Charge Time for Cycle Use



Terminal Voltage (V) and Discharge Time



Charging Procedures

Application	Charge Voltage(V/Cell)			Max.Charge Current
	Temperature	Set Point	Allowable Range	
Cycle Use	25°C(77°F)	2.45	2.40~2.50	0.3C
Standby	25°C(77°F)	2.275	2.25~2.30	

Discharge Current VS. Discharge Voltage

Final Discharge Voltage V/Cell	1.75	1.70	1.60	1.30
Discharge Current(A)	0.2C>(A)	0.2C<(A)<0.5C	0.5C<(A)<1.0C	(A)>1.0C